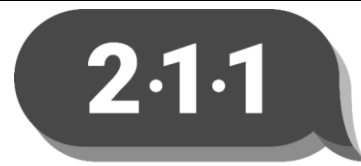


2-1-1 Sacramento
 8001 Folsom Blvd. Suite 100, Sacramento, CA 95826

www.211Sacramento.org
 www.facebook.com/211Sacramento

2-1-1 or 916-498-1000 or 800-500-4931



Sacramento

STATISTICS SUMMARY
February-26

CALL VOLUME

Feb '26

Month of Feb 21,524
 Year to date - 2026 46,719

TYPE OF CALLS

YEAR TO DATE (YTD)

Information	979	2,178
Referral	8,614	18,639
Total I&R calls	9,593	20,817
Follow-up	520	807
Advocacy	0	1
Crisis	0	0
Disaster	0	0
Outreach	1	1
Total Calls with Demographic Info	10,114	21,626
Call Back	3,020	6,462
Silent/Static	1,173	2,674
Voicemail	1,125	2,545
Other	6,092	13,412

COURT OUTREACH ACTIVITY

Month of Feb 783
 Year to date - 2026 1,648

CLIENT PROFILE

AGE RANGES OF CALLERS

Feb '26

% of

YTD

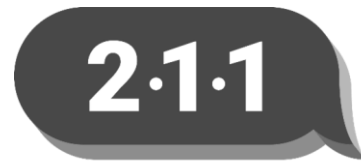
% of YTD

1	Less than 18	16	<1%	35	<1%
2	18-20	227	2.2%	463	2.1%
3	21-29	1,045	10.3%	2,438	11.3%
4	30-39	1,559	15.4%	3,375	15.6%
5	40-49	1,431	14.1%	3,095	14.3%
6	50-59	1,421	14.0%	2,945	13.6%
7	Seniors - age 60+	2,123	21.0%	3,972	18.4%
8	Caller declined	1,277	12.6%	3,104	14.4%
9	Did not Ask	1,015	10.0%	2,199	10.2%

2-1-1 Sacramento
 8001 Folsom Blvd. Suite 100, Sacramento, CA 95826

www.211Sacramento.org
 www.facebook.com/211Sacramento

2-1-1 or 916-498-1000 or 800-500-4931



Sacramento

STATISTICS SUMMARY
February-26

CALLER ETHNICITY	Feb '26	% of	YTD	% of YTD
1 African American/ Black	2,164	21.4%	5,021	23.2%
2 White	1,486	14.7%	3,379	15.6%
3 Hispanic/ Latino	921	9.1%	1,978	9.1%
4 Multi-Ethnic	236	2.3%	497	2.3%
5 Asian	182	1.8%	383	1.8%
6 American Indian/ Alaskan Native	85	<1%	190	<1%
7 Pacific Islander/ Native Hawaiian	31	<1%	129	<1%
8 Other	0	0.0%	110	<1%
9 Caller declined to answer	1,397	13.8%	3,535	16.3%
10 Did not ask	3,612	35.7%	6,404	29.6%
Military/Veterans	161	1.6%	300	1.4%
First 5 Families/Children 0-5	1,062	10.5%	2,555	11.8%
CALLER GENDER	Feb '26	% of	YTD	% of YTD
1 Female	4,752	47.0%	10,917	50.5%
2 Male	2,786	27.5%	6,220	28.8%
3 Genderqueer/Gender Non-Binary	13	<1%	26	<1%
4 Trans Female	7	<1%	19	<1%
5 Trans Male	4	<1%	11	<1%
6 Other	2	<1%	4	<1%
7 Intersex	0	0.0%	2	<1%
8 Unknown	12	<1%	60	<1%
9 Client declined	680	6.7%	1,366	6.3%
10 Did not ask	1,858	18.4%	3,001	13.9%
NUMBER IN HOUSEHOLD	Feb '26	% of	YTD	% of YTD
1 1	5,964	59.0%	12,608	58.3%
2 2	1,671	16.5%	3,578	16.5%
3 3	817	8.1%	1,778	8.2%
4 4	365	3.6%	856	4.0%
5 5	201	2.0%	465	2.2%
6 6+	164	1.6%	412	1.9%
7 Unknown	932	9.2%	1,929	8.9%

2-1-1 Sacramento
 8001 Folsom Blvd. Suite 100, Sacramento, CA 95826

www.211Sacramento.org
 www.facebook.com/211Sacramento

2-1-1 or 916-498-1000 or 800-500-4931



Sacramento

STATISTICS SUMMARY
February-26

APPROXIMATE MONTHLY INCOME	Feb '26	% of	YTD	% of YTD
1 No Income	2,030	20.1%	4,641	21.5%
2 Less than \$1,000	953	9.4%	2,017	9.3%
3 \$1,001 - \$1,500	1,196	11.8%	2,511	11.6%
4 \$1,501 - \$2,000	479	4.7%	1,033	4.8%
5 \$2,001 - \$2,500	304	3.0%	668	3.1%
6 \$2,501 - \$3,000	246	2.4%	540	2.5%
7 \$3,001 - \$4,000	305	3.0%	665	3.1%
8 \$4,001 - \$5,000	145	1.4%	352	1.6%
9 More than \$5,000	89	<1%	205	<1%
10 Unknown	4,367	43.2%	8,994	41.6%

TOP SOURCES OF INCOME	Feb '26	% of	YTD	% of YTD
1 No current source of income	2,050	20.3%	4,589	21.2%
2 Job	1,532	15.1%	3,210	14.8%
3 SS	916	9.1%	1,740	8.0%
4 SSI	835	8.3%	1,753	8.1%
5 TANF (CalWORKs)	708	7.0%	1,564	7.2%
6 SSD (SSDI)	297	2.9%	634	2.9%
7 Pension	251	2.5%	432	2.0%
8 General Assistance	150	1.5%	273	1.3%
9 Unemployment	128	1.3%	249	1.2%
10 Other	77	<1%	192	<1%
11 Self-Employed	64	<1%	133	<1%
12 SDI	34	<1%	89	<1%
13 Child Support	21	<1%	36	<1%
14 Student Financial Aid	16	<1%	26	<1%
15 Family	14	<1%	43	<1%
16 Workers Comp	12	<1%	33	<1%
17 Alimony	7	<1%	15	<1%
18 AB 12 Foster Care	4	<1%	15	<1%
19 Insurance	1	<1%	4	<1%
20 Unknown (caller declined + did not ask)	2,997	29.6%	6,596	30.5%

2-1-1 Sacramento
8001 Folsom Blvd. Suite 100, Sacramento, CA 95826

www.211Sacramento.org
www.facebook.com/211Sacramento

2-1-1 or 916-498-1000 or 800-500-4931



Sacramento

STATISTICS SUMMARY

February-26

TOP ZIP CODES (Feb '26)			# of CALLS	TOP ZIP CODES (YTD)			# of CALLS
1	95811	Sacramento	687	1	95811	Sacramento	1,529
2	95823	Sacramento	674	2	95823	Sacramento	1,522
3	95815	Sacramento	401	3	95815	Sacramento	791
4	95670	Gold River/Rancho C	326	4	95828	Sacramento	681
5	95825	Sacramento	312	5	95670	Gold River/Rancho Cr	648
6	95828	Sacramento	303	6	95821	Sacramento	639
7	95821	Sacramento	283	7	95825	Sacramento	636
7	95838	Sacramento	283	8	95838	Sacramento	603
9	95608	Carmichael	265	9	95833	Sacramento	579
10	95833	Sacramento	260	10	95820	Sacramento	542

NEEDS AND RESOURCES

TOP NEEDS EXPRESSED¹	Feb '26	% of ³
1 Housing²	6,438	63.7%
At Risk/Homeless Housing Related Assistance Programs	1,395	13.8%
Residential Housing Options (including Low Income/Subsidized Rental Housing)	1,188	11.7%
Housing Search and Information	966	9.6%
Emergency Shelter (including Homeless Motel Vouchers)	918	9.1%
Housing Expense Assistance	904	8.9%
2 Income Support/Assistance²	1,557	15.4%
Tax Preparation Assistance	1,388	13.7%
Basic Income Maintenance Programs	42	<1%
EBT Card Services	28	<1%
Household Related Public Assistance Programs	27	<1%
Tax Information	18	<1%
3 Legal, Consumer, and Public Safety Services²	1,480	14.6%
Family Law	450	4.4%
Certificates/Forms Assistance	213	2.1%
Protective/Restraining Orders	84	<1%
Community Legal Clinics	83	<1%
Legal Counseling	68	<1%
4 Individual, Family, and Community Support²	1,119	11.1%
Case/Care Management	579	5.7%
In Home Assistance	79	<1%
Street Outreach Programs	69	<1%
Veterinary Services	43	<1%
Protective Services	41	<1%

2-1-1 Sacramento
 8001 Folsom Blvd. Suite 100, Sacramento, CA 95826
 www.211Sacramento.org
 www.facebook.com/211Sacramento
 2-1-1 or 916-498-1000 or 800-500-4931



STATISTICS SUMMARY
February-26

5 Mental Health/Addictions²	1,053	10.4%
Crisis Intervention	362	3.6%
Outpatient Mental Health Facilities	147	1.5%
Psychiatric Services	103	1.0%
Mental Health Evaluation	95	<1%
Transitional Residential Substance Use Disorder Services	82	<1%
6 Utility Assistance²	829	8.2%
Utility Assistance (including Utility Service Payment Assistance)	818	8.1%
7 Healthcare²	770	7.6%
Health Supportive Services	382	3.8%
Health Insurance Information/Counseling	72	<1%
Disease/Disability Specific Screening/Diagnosis	50	<1%
Health Care Referrals	42	<1%
Medical Public Assistance Programs	41	<1%
8 Information Services²	750	7.4%
Information and Referral	340	3.4%
Information Sources	339	3.4%
Public Awareness/Education	41	<1%
Electronic Information Resources	17	<1%
9 Food/Meals²	523	5.2%
Emergency Food (including Food Pantries)	253	2.5%
Nutrition Related Public Assistance Programs (including Food Stamps/SNAP)	157	1.6%
Meals	98	<1%
Food Outlets	13	<1%
10 Clothing/Personal/Household Needs²	393	3.9%
11 Disaster Services²	380	3.8%
12 Employment²	353	3.5%
13 Transportation²	170	1.7%
14 Other Government/Economic Services²	115	1.1%
15 Education²	45	<1%
16 Volunteers/Donations²	23	<1%
17 Arts, Culture, and Recreation²	18	<1%

2-1-1 Sacramento
 8001 Folsom Blvd. Suite 100, Sacramento, CA 95826
 www.211Sacramento.org
 www.facebook.com/211Sacramento
 2-1-1 or 916-498-1000 or 800-500-4931

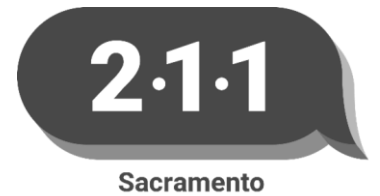


STATISTICS SUMMARY
February-26

TOP UNMET NEEDS		Feb '26
1	At Risk/Homeless Housing Related Assistance Programs	583
2	Housing Expense Assistance	356
3	Emergency Shelter (including Homeless Motel Vouchers)	254
4	Landlord/Tenant Assistance (including Eviction Prevention Assistance)	80
5	Transitional Housing/Shelter	79

Most Frequently Referred Programs		Feb '26	% of
1	Volunteer Income Tax Assistance Program	665	6.6%
2	Tax Aide - AARP	645	6.4%
3	LEAP Homelessness Prevention Program	361	3.6%
4	Winter Warming Shelters and Centers	307	3.0%
5	Low-Cost Housing Communities - Mutual Housing California	303	3.0%
6	California Department of Health Care Services - CalAIM - Community Supports	287	2.8%
7	Saint Vincent de Paul Society	285	2.8%
8	California Property List - Mercy Housing California	262	2.6%
9	Utility Assistance - The Salvation Army	255	2.5%
10	Sacramento Housing and Redevelopment Agency - Affordable Housing Options Progra	215	2.1%
11	Francis House Center - Diversion Program - Next Move Homeless Services, Inc.	209	2.1%
12	Home Energy Assistance Program (HEAP)	208	2.1%
13	Community Housing Opportunities Corporation	155	1.5%
14	Renters Helpline - Community Link Capital Region	141	1.4%
15	Angelic Housing - Angelic Housing Resources Foundation Inc.	117	1.2%
16	Superior Court of California - Family Law Facilitator/Self Help Center	115	1.1%
17	Sacramento County Behavioral Health Services - Access Team	110	1.1%
18	CalFresh Application Assistance - 2-1-1 Sacramento	109	1.1%
19	Men's Shelter, Clothing, and Showers - Union Gospel Mission Sacramento	102	1.0%
20	Support Services - My Sister's House	100	<1%
21	Mental Health Crisis Respite Center - Hope Cooperative	99	<1%
22	Family Support Services - Family Promise of Sacramento	98	<1%
23	Housing Navigation Services - United Way California Capital Region	97	<1%
24	Crisis Receiving for Behavioral Health - WellSpace Health	83	<1%
24	Problem Solving Access Points (PSAP)	83	<1%
26	Domestic Violence Shelter - Lao Family Community Development, Inc.	80	<1%
27	Wind Youth Drop-In Center - Wind Youth Services	76	<1%
28	Emergency Response Agencies (Food) - Sacramento Food Bank & Family Services	75	<1%
28	North A Street Shelter - First Step Communities	75	<1%
28	Prevention and Intervention - Waking the Village	75	<1%
	All Other Referrals	5,831	
	Total Referrals	11,623	

2-1-1 Sacramento
8001 Folsom Blvd. Suite 100, Sacramento, CA 95826
www.211Sacramento.org
www.facebook.com/211Sacramento
2-1-1 or 916-498-1000 or 800-500-4931



STATISTICS SUMMARY
February-26

RESOURCE DIRECTORY - DATABASE

	<u>Feb '26</u>	<u>YTD</u>
Resources Updated	289	628
Resources Verified	235	502

PUBLIC RESOURCE DIRECTORY - ONLINE DATABASE

	<u>Feb '26</u>	<u>YTD</u>
Unique Visitors	19,891	37,684
Directory Searches	8,192	18,711
Resource Page Views	54,057	110,480
Total Page Views	62,249	129,191

¹Data categories realigned to AIRS Taxonomy 01/01/2021

²Primary category may be greater than subtotals as low volume need categories may not be included.

³Need % reflects calls with stated presenting need, not the % of overall needs. As such, total % will exceed 100%.